


SANOS™ – Saturable Noise Suppressor



Product Overview

- Cleaning of optical noise between consecutive pulses after a pulse picker or optical amplifier
- All optical wavelength conversion of pulsed optical signals

SANOS 1064	Laser wavelength	$\lambda = 1050 - 1064 \text{ nm}$
	FWHM	17 nm / 15 nm *
	Noise suppression ratio	12 dB / 20 dB *
	Insertion loss	3 dB / 6 dB *
	Relaxation time	$\tau \sim 9 \text{ ps}$
	pulse fluence for saturation	$F = 4 \mu\text{J}/\text{cm}^2 / 10 \mu\text{J}/\text{cm}^2 *$

* Two-stage FS-SANOS

SANOS 1550	Laser wavelength	$\lambda = 1530 \text{ nm} .. 1560 \text{ nm}$
	FWHM	15 nm
	Noise suppression ratio	up to 18 dB **
	Insertion loss	3 dB
	Relaxation time	$\tau \sim 5 \text{ ps}$
	pulse fluence for saturation	$F = 30 \mu\text{J}/\text{cm}^2$

** dependent on the input SNR

Other wavelengths and parameters on request.

BATOP
optoelectronics


BATOP GmbH
Stockholmer Str. 14
07747 Jena
Germany

Phone: +49 3641 634009 - 0
Fax: +49 3641 634009 - 20
URL: <http://www.batop.de>
e-mail: info@batop.de

Mounting Options



Free space (FS) SANOS™

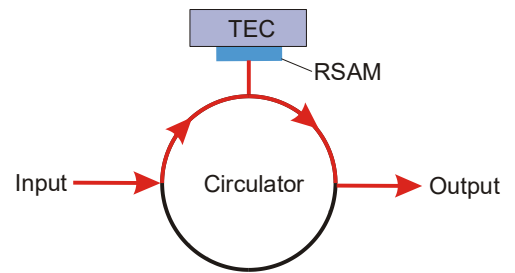



Fiber coupled (FC) SANOS™ with
TEC cooler



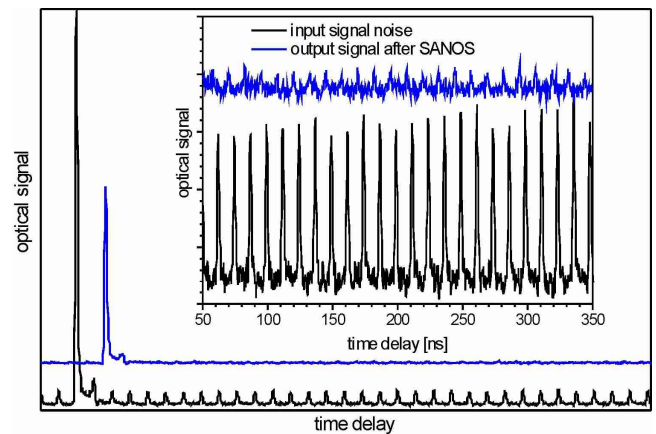

Fiber coupled SANOS™

FC-SANOS™ with thermoelectric cooler (TEC)



A FC-SANOS is a resonant saturable absorber mirror (RSAM), mounted on a circulator. The RSAM has a strong non-linear reflectance, therefore the low level input signal transmittance of the FC-SANOS is only 3% (97% loss), whereas high intensity pulses are transmitted with a lower loss of 50%. Because the RSAM is a resonant device, the noise is only suppressed at the resonance wavelength. The RSAM is temperature controlled using a thermoelectric cooler/heater (TEC) for fine tuning of the resonance wavelength with a maximum shift of 6 nm.

FS-SANOS™

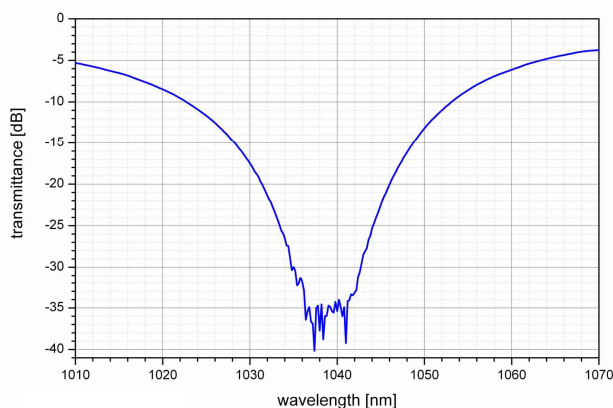


Measured suppression of small pulses (after a pulse picker) using a SANOS. The black curve is the time dependent optical signal, which hits the SANOS and the blue curve is the SANOS output signal.

A FS-SANOS consists of a resonant saturable absorber mirror (RSAM) and a conventional 100% mirror (optional with second RSAM). The beam propagates through the FS-SANOS without changing of the direction, but with a parallel offset of about 2 mm. The RSAM has a strong non-linear reflectance, therefore the low level input signal transmittance is only 2 % (98 % loss), whereas high intensity pulses are transmitted with a lower loss of 50 %.

Spectral transmission:

FS-SANOS-1040-2



FC-SANOS-1550

